

EX₉

EXOTICS

EX₉



EX9

ADJUSTABLE DRIVER

DRAW-ENHANCING

Launch Control System heel weight

NARROW, DEEP POWER GRID

optimizes weighting for higher launch conditions



ADJUSTABLE LAUNCH CONDITIONS

using eight settings to add or subtract up to one degree of loft

EX9

STD. LOFT	HOSEL SETTING	ADJUSTED LOFT	LIE	LENGTH
10°	N	10.0°	58.0°	45.0"
10°	N-	9.5°	58.5°	45.0"
10°	N--	9.0°	59.0°	45.0"
10°	U-	9.5°	59.9°	45.0"
10°	UN	10.0°	60.0°	45.0"
10°	U+	10.5°	59.5°	45.0"
10°	U++	11.0°	59.0°	45.0"
10°	N+	10.5°	58.5°	45.0"

Available in men's and women's right and left hand.

12°	N	12.0°	58.0°	45.0"
12°	N-	11.5°	58.5°	45.0"
12°	N--	11.0°	59.0°	45.0"
12°	U-	11.5°	59.5°	45.0"
12°	UN	12.0°	60.0°	45.0"
12°	U+	12.5°	59.5°	45.0"
12°	U++	13.0°	59.0°	45.0"
12°	N+	12.5°	58.5°	45.0"

Available in men's and women's right hand.

Lengths listed are men's standard. Ladies standard lengths are -1".

STANDARD SHAFTS: Mitsubishi Bassara E-Series (L, Lite,R,S), Fujikura Exotics Pro Series (R,S), Fujikura Pro Tour Series (S,X), Matrix Exotics White Tie 55X4 (R,S), Matrix Exotics Red Tie 65Q4 (R,S) and Matrix Exotics Black Tie 75M4 (S,X).

GRIP: Lamkin Exotics UTx

AERODYNAMIC CROWN

reduces drag for faster clubhead speed



HEXAGONAL VARIABLE FACE THICKNESS

for maximum launch speed



>>> FULL-SPEED IMPACT DESIGN

The new 460cc EX9 adjustable driver has been refined to deliver explosive distance combined with exceptional control. The EX9 gives players the perfect amount of adjustability to maximize their tee shot results.

The EX9 is a draw enhancing clubhead available in 10 and 12-degrees designed to deliver forgiving, high-flying drives. Adjustability options include loft, lie angles, and an interchangeable sole weight.

EX9 TOUR

ADJUSTABLE DRIVER

LAUNCH CONTROL SYSTEM

rear center sole weight for higher MOI and lower spin

NEW VARIABLE FACE THICKNESS FACE DESIGN
increases spring-effect

430 CC
classic pear-shaped head design



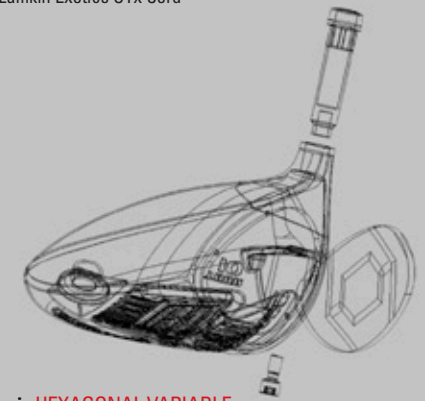
EX9 TOUR

STD. LOFT	HOSEL SETTING	ADJUSTED LOFT	LIE	LENGTH
9°	N	9.0°	58.0°	45.0"
9°	N-	8.5°	58.5°	45.0"
9°	N--	8.0°	59.0°	45.0"
9°	U-	8.5°	59.5°	45.0"
9°	UN	9.0°	60.0°	45.0"
9°	U+	9.5°	59.5°	45.0"
9°	U++	10.0°	59.0°	45.0"
9°	N+	9.5°	58.5°	45.0"
10°	N	10.0°	58.0°	45.0"
10°	N-	9.5°	58.5°	45.0"
10°	N--	9.0°	59.0°	45.0"
10°	U-	9.5°	59.5°	45.0"
10°	UN	10.0°	60.0°	45.0"
10°	U+	10.5°	59.5°	45.0"
10°	U++	11.0°	59.0°	45.0"
10°	N+	10.5°	58.5°	45.0"

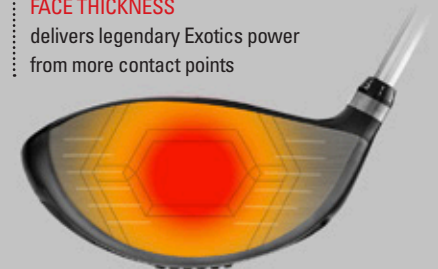
Available in men's and women's right hand.
Lengths listed are men's standard. Ladies standard lengths are -1".

STANDARD SHAFTS: Aldila Rogue Silver 60 (R,S,X), Aldila Rogue Silver 70 (S,X), Aldila Rogue Black 60 (R,S), Mitsubishi Diamana M+ 60 (A,R), Mitsubishi Diamana S+ 60 (R,S), Mitsubishi Diamana S+ 70 (S,X), Mitsubishi Diamana D+ 70 (S) and Mitsubishi Diamana D+ 80 (X).

GRIP: Lamkin Exotics UTx Cord



HEXAGONAL VARIABLE FACE THICKNESS
delivers legendary Exotics power from more contact points



>>> FULL-SPEED IMPACT DESIGN

The new EX9 Tour adjustable driver features a pear-shaped 430cc head with a deeper face to deliver Exotics legendary low-spin power and faster ball speeds.

The EX9 Tour features two lofts available in 9 and 10 degree adjustable options. This advanced versatility gives players the ultimate control in achieving optimal distance and ball flight.

ADJUSTABLE LAUNCH CONDITIONS
using eight settings and adding or subtracting up to one degree of loft

EX9

FAIRWAY WOOD

EX9

SLIPSTREAM SOLE
minimizes turf drag for
maximum club speed

HIGH-FLYING, EASY LAUNCH
design for maximum
performance

**HEEL SOLE
WEIGHT**
provides added draw
enhancement

>>> FULL-SPEED IMPACT DESIGN

Incredibly easy to hit, the EX9 fairway wood features the SlipStream sole with shorter 'waves' from front to back – the result is a full-speed explosive impact.

The Carpenter 475 cup face is robotic laser beam bonded to the hyper-steel body, providing flawless seams ensuring the tightest tolerances.

**CARPENTER
475 CUP FACE**
increases
spring-effect



MODEL	LOFT	LIE ANGLE	FACE ANGLE	STANDARD LENGTH
#3	13.0°	57.0°	Square	43.0"
#3*	15.0°	57.0°	Square	43.0"
#4	16.5°	58.0°	Square	42.5"
#5	18.0°	58.0°	Square	42.0"
#7	21.0°	59.0°	Square	41.5"

Available in men's and women's right hand. *Available in left hand. Lengths listed are men's standard. Ladies standard lengths are -1".

STANDARD SHAFTS: Mitsubishi Bassara E-Series 42 (L,Lite,R,S), Fujikura Exotics Pro Series 57(R), 62(S), Fujikura Pro Tour Series 72 (S), 77(X), Matrix Exotics White Tie 55X4 (R,S), Matrix Exotics Red Tie 65Q4 (R,S) and Matrix Exotics Black Tie 75M4 (S,X).

GRIP: Lamkin Exotics UTx

AERODYNAMIC CROWN
reduces drag for faster
clubhead speed



**CUP FACE WITH VARIABLE
FACE THICKNESS**
delivers legendary Exotics power
from more contact points



EX9 TOUR

FAIRWAY WOOD

CENTER CHANGEABLE WEIGHT INSERT
(9-grams) produces a powerful, penetrating ball flight



TOUR
3¹⁵

15-3-3-3 BETA TITANIUM CUP FACE
increases spring-effect

ADJUSTABLE LAUNCH CONDITIONS
using eight settings to add or subtract up to one degree of loft

EX9 TOUR

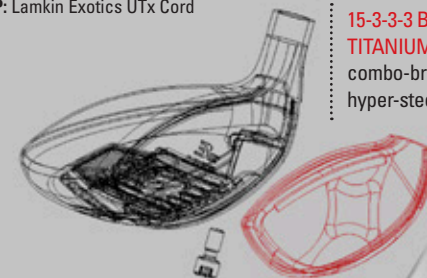
STD. LOFT	HOSEL SETTING	ADJUSTED LOFT	LIE ANGLE	FACE ANGLE	LENGTH
13°	N	13.0°	57.0°	Square	43.0"
13°	N-	12.5°	57.5°	Square	43.0"
13°	N--	12.0°	58.0°	Square	43.0"
13°	U-	12.5°	58.5°	Square	43.0"
13°	UN	13.0°	59.0°	Square	43.0"
13°	U+	13.5°	58.5°	Square	43.0"
13°	U++	14.0°	58.0°	Square	43.0"
13°	N+	13.5°	57.5°	Square	43.0"
15°	N	15.0°	57.0°	Square	43.0"
15°	N-	14.5°	57.5°	Square	43.0"
15°	N--	14.0°	58.0°	Square	43.0"
15°	U-	15.5°	58.5°	Square	43.0"
15°	UN	15.0°	59.0°	Square	43.0"
15°	U+	15.5°	58.5°	Square	43.0"
15°	U++	16.0°	58.0°	Square	43.0"
15°	N+	15.5°	57.5°	Square	43.0"
17°	N	17.0°	58.0°	Square	42.5"
17°	N-	16.5°	58.5°	Square	42.5"
17°	N--	16.0°	59.0°	Square	42.5"
17°	U-	16.5°	59.5°	Square	42.5"
17°	UN	17.0°	60.0°	Square	42.5"
17°	U+	17.5°	59.5°	Square	42.5"
17°	U++	18.0°	59.0°	Square	42.5"
17°	N+	17.5°	58.5°	Square	42.5"

Available in men's and women's right hand.
Lengths listed are men's standard. Ladies standard lengths are -1".

STANDARD SHAFTS: Aldila Rogue Silver 60 (R,S,X), Aldila Rogue Silver 70 (S,X), Aldila Rogue Black 60 (R,S), Mitsubishi Diamana M+ 60 (A,R), Mitsubishi Diamana S+ 60 (R,S), Mitsubishi Diamana S+ 70 (S,X), Mitsubishi Diamana D+ 70 (S) and Mitsubishi Diamana D+ 80 (X).

GRIP: Lamkin Exotics UTx Cord

15-3-3-3 BETA TITANIUM CUP FACE
combo-brazed to a hyper-steel body



VARIABLE FACE THICKNESS
delivers legendary Exotics power from more contact points



>>> FULL-SPEED IMPACT FORMULA

The EX9 Tour fairway wood features a slightly smaller 150cc head with an adjustable hosel for the player who wants precise control on every shot.

The 15-3-3-3 beta titanium cup face is combo-brazed to the hyper-steel body for maximum distance. 'Sound Ribs' within the club head create superior sound at impact.

EX9 LONG

FAIRWAY WOOD



CENTER CHANGEABLE WEIGHT INSERT
(9-grams) produces a powerful, penetrating ball flight

SLIPSTREAM SOLE
minimizes turf drag for maximum club head speed

>>> **DRIVER-LIKE DISTANCE FORMULA**
EX9 Long 3 fairway wood features a deeper face for even greater spring-like effect. At 185cc and paired with a 43.5 inch shaft, the Long 3 delivers driver-like distance.

The Long 3 incorporates our SlipStream sole. Redesigned for the EX9 series, the 'waves' are shorter from front to back, dramatically reducing the amount of turf interaction – the result is a full-speed explosive impact.

15-3-3-3 BETA TITANIUM CUP FACE
increases spring-effect

ADJUSTABLE LAUNCH CONDITIONS
using eight settings to add or subtract up to one degree of loft

EX9 LONG

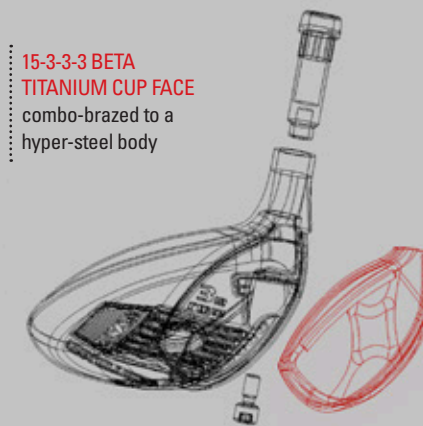
STD. LOFT	HOSEL SETTING	ADJUSTED LOFT	LIE ANGLE	FACE ANGLE	LENGTH
13°	N	13.0°	57.0°	Square	43.5"
13°	N-	12.5°	57.5°	Square	43.5"
13°	N--	12.0°	58.0°	Square	43.5"
13°	U-	12.5°	58.5°	Square	43.5"
13°	UN	13.0°	59.0°	Square	43.5"
13°	U+	13.5°	58.5°	Square	43.5"
13°	U++	14.0°	58.0°	Square	43.5"
13°	N+	13.5°	57.5°	Square	43.5"

15°	N	15.0°	57.0°	Square	43.5"
15°	N-	14.5°	57.5°	Square	43.5"
15°	N--	14.0°	58.0°	Square	43.5"
15°	U-	15.5°	58.5°	Square	43.5"
15°	UN	15.0°	59.0°	Square	43.5"
15°	U+	15.5°	58.5°	Square	43.5"
15°	U++	16.0°	58.0°	Square	43.5"
15°	N+	15.5°	57.5°	Square	43.5"

Available in men's and women's right hand. Lengths listed are men's standard. Ladies standard lengths are -1".

STANDARD SHAFTS: Aldila Rogue Silver 60 (R,S,X), Aldila Rogue Silver 70 (S,X), Aldila Rogue Black 60 (R,S), Mitsubishi Diamana M+ 60 (A,R), Mitsubishi Diamana S+ 60 (R,S), Mitsubishi Diamana S+ 70 (S,X), Mitsubishi Diamana D+ 70 (S) and Mitsubishi Diamana D+ 80 (X).

GRIP: Lamkin Exotics UTx Cord



15-3-3-3 BETA TITANIUM CUP FACE
combo-brazed to a hyper-steel body

VARIABLE FACE THICKNESS
delivers legendary Exotics power from more contact points



EX9

MARAGING STEEL CUP FACE
 combo brazed to a
 hyper-steel body

SLIPSTREAM SOLE
 minimizes turf drag
 for maximum club
 speed

**COMPACT, PEAR-SHAPED
 HEAD DESIGN**
 developed from tour player
 feedback

**REDUCED FACE
 PROGRESSION**
 for advanced shot-
 shaping control



EX9

MODEL	LOFT	LIE ANGLE	FACE ANGLE	GRAPHITE LENGTH
#2	17°	58.0°	Square	40.75"
#3	19°	58.5°	Square	40.25"
#4	22°	59.0°	Square	39.75"
#5	25°	59.5°	Square	39.25"
#6	28°	60.0°	Square	38.75"

Available in men's and women's right hand. Lengths listed are men's standard. Ladies standard lengths are -1".

STANDARD SHAFTS: UST MAMIYA RECOIL 450 F1 (L,A,R,S,X), UST MAMIYA RECOIL 460 F2 (L,A,R,S,X), UST MAMIYA RECOIL 460 F3 (L,A,R,S,X), UST MAMIYA RECOIL 670 F4 (L,A,R,S,X) and UST MAMIYA RECOIL 680 F5 (L,A,R,S,X).

GRIP: Lamkin Exotics UTx Cord

**MARAGING STEEL
 CUP FACE**
 combo brazed to a
 hyper-steel body



EX9 TOUR

MODEL	LOFT	LIE ANGLE	FACE ANGLE	GRAPHITE LENGTH
16 Hybrid	16.0°	57.0°	Square	40.75"
18 Hybrid	18.0°	57.5°	Square	40.25"
20 Hybrid	20.0°	58.0°	Square	39.75"

Available in men's and women's right hand. Lengths listed are men's standard. Ladies standard lengths are -1".

STANDARD SHAFTS: UST MAMIYA RECOIL 780 ES (R,S,X)

GRIP: Lamkin Exotics UTx Cord

NEW TITANIUM FACE PLATE
 combo brazed to a
 hyper-steel body



>>> FULL-SPEED PERFORMANCE

The most versatile Exotics hybrid ever developed, the EX9 hybrid features incredible forgiveness combined with superior distance technology in a classic, easy-to-hit design.

The EX9 Tour hybrid design favors workability, trajectory, and distance control. Engineers compacted the head and reduced face progression to provide players with advanced shot-shaping control.

CB PRO

TUNGSTEN IRON



W-NI TUNGSTEN SOLE
lowers CG for longer,
higher iron shots

**SUPER-THIN,
HIGH-STRENGTH**
face with advanced
variable face thickness
for superior shot results

HOLLOW-BODY DESIGN
for a more active face at
impact



HEAVY TUNGSTEN SOLE
Provides a low CG for a
powerful launch



CB PRO

IRON	LOFT	LIE ANGLE	GRAPHITE LENGTH
#2 Iron	17.0°	60.0°	39.75"
#3 Iron	19.0°	60.5°	39.25"
#4 Iron	22.0°	61.0°	38.75"
#5 Iron	25.25°	61.5°	38.25"
#6 Iron	29.5°	62.0°	37.75"
#7 Iron	33.75°	62.5°	37.25"
#8 Iron	38.0°	63.0°	36.75"
#9 Iron	42.0°	63.5°	36.25"
PW	47.0°	64.0°	35.75"
AW	51.0°	64.0°	35.75"

STANDARD SHAFTS: UST Mamiya Recoil Series graphite (L,A,R,S,X) and KBS Tour 90 steel (R,S)

GRIP: Lamkin Exotics UTx

>>> FASTER BALL SPEED

The CB PRO Tungsten irons are the most technologically advanced Exotics iron ever, combining hollow construction with progressive tungsten sole weighting for an exceptional combination of control, distance and forgiveness.

The hollow design incorporates a super-thin, high-strength 17-4 stainless steel face for exceptional power and forgiveness. The progressive weighting of the heavier tungsten sole provides each iron with the ideal CG location for optimal trajectory and control on every shot.

EXi

IRONS

DUAL UNDERCUT CAVITY
for a deeper CG and more forgiveness

ELASTOMER CAVITY INSERT
provides a soft, smooth feel at impact

THIN SOLE DESIGN
provides maximum control and shot-making versatility

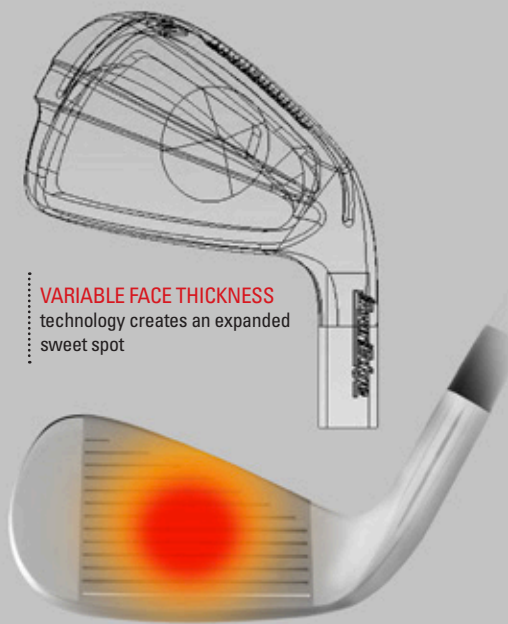
THIN TOP LINE
provides versatility and shot-shaping control

EXi

IRON	LOFT	LIE ANGLE	GRAPHITE / STEEL SHAFT LENGTH
#3 Iron	19.0°	60.5°	39.25"
#4 Iron	22.0°	61.0°	38.75"
#5 Iron	25.0°	61.5°	38.25"
#6 Iron	28.0°	62.0°	37.75"
#7 Iron	31.0°	62.5°	37.25"
#8 Iron	35.0°	63.0°	36.75"
#9 Iron	40.0°	63.5°	36.25"
PW	45.0°	64.0°	35.75"
AW	50.0°	64.0°	35.75"
SW	55.0°	64.0°	35.75"

STANDARD SHAFTS: UST Mamiya Recoil Series graphite (L,A,R,S,X) and KBS Tour 90 steel (R,S)

GRIP: Lamkin Exotics UTx



VARIABLE FACE THICKNESS
technology creates an expanded sweet spot

>>> PLAYABILITY WITH DISTANCE

Exotics EXi irons feature a more traditional shape with less offset, engineered for maximum feel and control with distance. The dual undercut cavity creates a deeper center of gravity and a very thin sole behind the face. This new design provides added distance in a classic iron shape.

The super thin face with an advanced new VFT design produces greater spring effect and solid contact even on off-center hits. Utilizing 431 soft stainless steel and a one-piece casting process delivers the feedback necessary for ultimate control and workability.

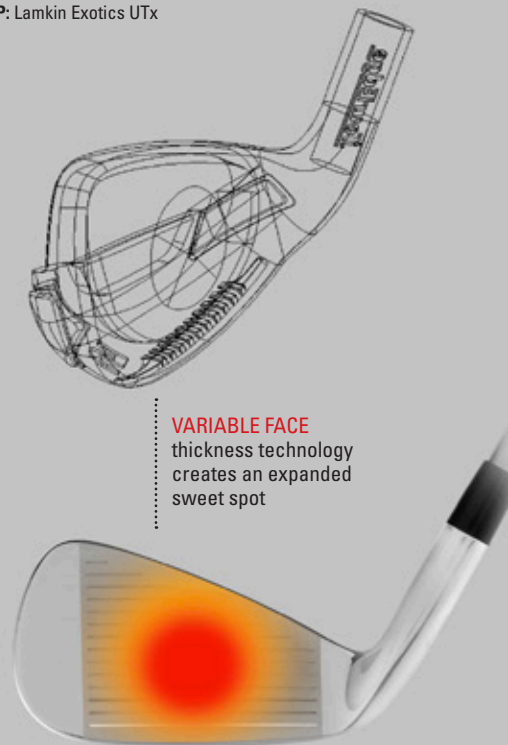
EXd IRONS

HIGH-DENSITY TUNGSTEN
heel and toe weights increase stability at impact for ideal performance on every hit

ELASTOMER CAVITY INSERT
provides a soft, smooth feel at impact

GENEROUS OFFSET
allows club to square at impact for high-flying accurate shots

VARIABLE FACE
thickness technology creates an expanded sweet spot



EXd

IRON	LOFT	LIE ANGLE	GRAPHITE / STEEL SHAFT LENGTH
#3 Iron	19.0°	60.5°	39.25"
#4 Iron	21.0°	61.0°	38.75"
#5 Iron	24.0°	61.5°	38.25"
#6 Iron	27.0°	62.0°	37.75"
#7 Iron	31.0°	62.5°	37.25"
#8 Iron	35.0°	63.0°	36.75"
#9 Iron	40.0°	63.5°	36.25"
PW	45.0°	64.0°	35.75"
AW	50.0°	64.0°	35.75"
SW	55.0°	64.0°	35.75"

STANDARD SHAFTS: UST Mamiya Recoil Series graphite (L,A,R,S,X) and KBS Tour 90 steel (R,S)

GRIP: Lamkin Exotics UTx

>>> DISTANCE WITH FORGIVENESS

Extremely easy to hit, the EXd irons feature the largest free standing face with the deepest undercut cavity ever manufactured by Exotics. This makes the face extremely hot and able to flex more at impact for profound distance.

The center of gravity in each EXd is designed for perfect progression iron to iron for ideal performance. The long irons have a lower center of gravity for high-flying distance, while the scoring irons incorporate a higher CG position for enhanced control.

Two substantial, high-density tungsten weights are positioned in the heel and toe increasing the moment of inertia (MOI) and stabilizing the club head even on ball strikes off of the sweet spot.



EX9

Tour/Edge

touredge.com

1301 Pierson Drive | Batavia, IL 60510 | 800.515.3343